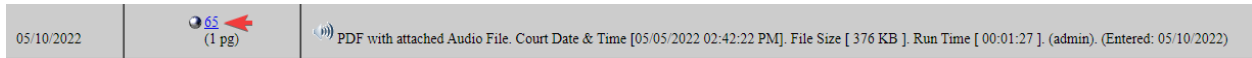


Displaying CourtSpeak MP3 File on CM/ECF Docket

When running a docket report, the entry will display as shown below in the example:



Click on the number link to open the PDF, which will display as shown below in the example:

UNITED STATES BANKRUPTCY COURT
LOUISIANA MIDDLE BANKRUPTCY
PDF WITH AUDIO FILE ATTACHMENT

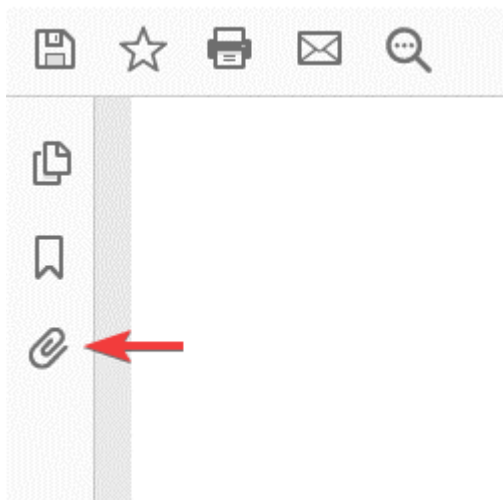
Page 1 of 1

20-10111

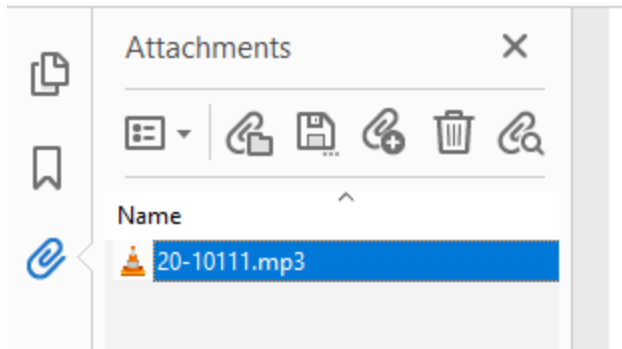
[REDACTED]

Case Type :	bk
Case Number :	20-10111
Case Title :	[REDACTED]
Audio Date\Time :	5/5/2022 02:42:22 PM
Audio File Name :	20-10111.mp3
Audio File Size :	350 KB
Audio Run Time :	[00:01:27] (hh:mm:ss)

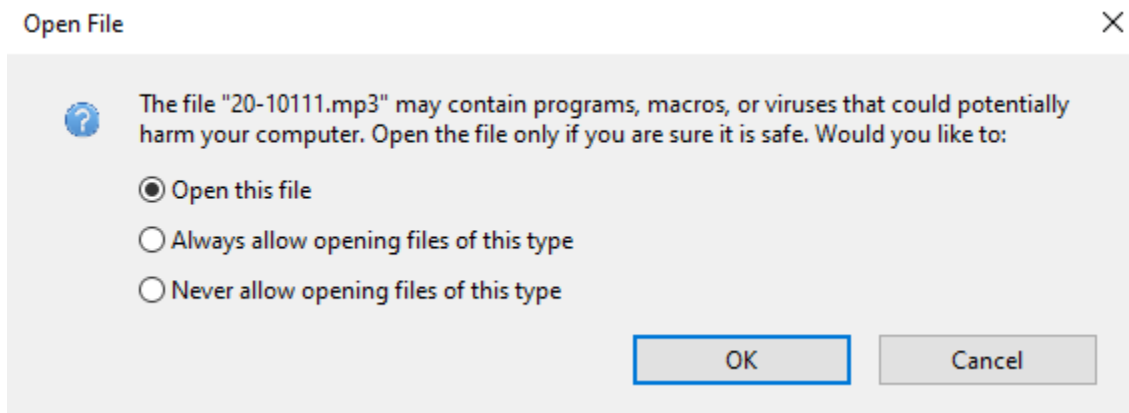
A portion of the Adobe toolbar is shown below. Click on the paperclip icon on the far left.



This will open an attachments window, where the MP3 audio file will display:



Double click the MP3 file to open. The dialog box shown below may appear. Select either the Open this file radio button to proceed or select the Always allow opening files of this type radio button to eliminate seeing this again.



The Media Player on your device will open and will begin to play to audio of the court hearing. You may use the controls to pause, forward, or reverse the audio.